



## Rates and Tariffs via the Web.

- 1 The web client is located at <http://www.avotus.com/avotusrates/>
- 2 We have designated the customer# number or in some cases the Serial number as the **Login** id.
- 3 For the **Password** the key code is required. The format is uppercase and included all spaces.

**Please note that the Serial Number and Keycode can be found on the front of the products CD jewel case or the packing slip.**

The screenshot displays the AVOTUS Client Services interface. At the top left is the AVOTUS logo. To its right is the slogan "Helping reduce voice & data network costs" with "reduce" in red and "costs" in yellow. Further right is a dark blue box with "Client Services" in white. Below this is a light purple login area. On the left, there are two callout boxes: "Customer or Serial Number" pointing to the "Login:" input field, and "Keycode" pointing to the "Password:" input field. A "Login" button is positioned below the password field. To the right of the login area is a section for "US Customers: Check for Local Carrier Rate availability:". It includes the text "Enter your area code and exchange:" followed by two input fields and a "Check" button. A callout box on the right explains: "US customers can verify, without logging in, the Local Carriers available within a specific Area code and Exchange." Below the login area is a blue banner that reads "North American Rates Updated Mar, 2004". At the bottom center, there is a copyright notice: "Copyright © 2002 Avotus Corporation. All Rights Reserved." A callout box on the right points to this notice and states: "The Last update of all available North America Rates and Tariffs".

# List Of Options Available

## North American Customers

### Download North American Files

1. Select the site that you wish to download rates for.  
Press the **Next** button.

Select the site that you wish to download rates for:

	Site Phone Number	Site Description	Expiry Date
<input checked="" type="radio"/>	2157810000		5/14/05

Next

Main Menu

2. What **product** are you downloading these rates for? (Please select one.),  
press the **Next** button.

What product are you downloading these rates for? (Please select one.)

- Rates for Avotus Professional  
Rates for Avotus Enterprise 3.1  
Rates for Optivity Telephony Manager
- Rates for Enterprise 4.0

Next

Main Menu








3. Select your local calling plan.
4. Then select your **National Carrier** by selecting the appropriate button and then  
select your calling plan from the corresponding drop down list. **Next**

### Rate Information

Select a local calling plan:

MEASURED METRO. (STANDARD USAGE PKG.), BELL ATLANTIC PA  
GRANDFATHERED UNLIMITED USAGE RATE TABLE, BELL ATLANTIC PA

Select your national carrier by selecting the appropriate button and then select your calling plan from the corresponding drop down list.

-  AT&T Standard Rates
-  Bell South Standard Rates
-  MCI Standard Rates
-  QWest Standard Rates
-  SBC Standard Rates
-  Sprint Standard Rates
-  Verizon LD Standard Rates

After clicking on Next, please be patient.  
Rates take a few minutes to build.

Next

Main Menu

- The following shows the Central Office Names that belong to that price band for your local rates, for US customers only. Click on **Next**.

Avotus Rates and Tariffs Download Site for North America - Microsoft Internet Explorer

File Edit View Favorites Tools Help

Back Forward Stop Refresh Home Search Favorites Media History Mail Print Edit Discuss

Google Search Web Search Site PageRank Options

Links Customize Links Free Hotmail Windows Media Windows AOL for Broadband sitegen

Address http://www.avotuservices.com/avotusrates/NA/builder\_new\_TBS.asp? Go

msn Search Highlight Options Pop-ups Blocked (5) Hotmail Messenger My MSN

- Please wait while your files are generated.
- This process can take several minutes.
- Please click on the "Next" button to continue.

Local Tables

Band	IPR	IPD	APR	APD	Centers Included in Band
Local	0.0000	0	0.0000	0	BRISTOL
1	0.0400	60	0.0400	60	CHURCHMILL
2	0.0400	60	0.0400	60	CHELTENHAM
3	0.0400	60	0.0400	60	AMBLER
4	0.0400	60	0.0400	60	ARDMORE
5	0.0400	60	0.0400	60	CHESTER
6	0.1500	60	0.0800	60	LATA 228 (TOLL) #30

Next

Copyright © 2002 Avotus Corporation. All Rights Reserved.

Done Internet

- Please click on the link to download your file, which includes your **Rates** and **Location Books**.
- Once you have completed the download, close any occurrence of the Avotus Software, and then double-click the **Update file**, to run the update program.

# International Customers

## Assigning Country and Rates

- Select the Site that you want to assign a country and telephone company for. Press the **Assign** button.

Select the Site that you want to assign a country and telephone company to:

Site	Rate Plan Type	Country	Telephone Company
1	Enhanced	Unassigned	Unassigned

Assign

Main Menu

- Select the country you want to assign to this rate plan. Press **Next**.

Select the country you want to assign to this rate plan:

Australia

Next

- Select the telephone company you want to assign to this rate plan. Press **Next**.

Select the telephone company you want to assign to this rate plan:

AAPT(AUSTRALIAN) RATES  
AAPT(AUSTRALIAN) RATES  
OPTUS(AUSTRALIAN) RATES  
TELSTRA(AUSTRALIAN) RATES  
AAPT(AUSTRALIAN) RATES  
OPTUS(AUSTRALIAN) RATES

© 2012 Avotus Corporation.  
All rights Reserved.

- Please go back to the Main Menu to download your files.

## Download World Files

1. Choose Download Select the site that you wish to download rates for. Press **Next**.
2. Select the site that you wish to download rates for. Press **Next**.

Select the site that you wish to download rates for:

	Site	Rate Plan Type	Country	Telephone Company	Expiry Date
<input checked="" type="radio"/>	1	Enhanced	Australia	AAPT(AUSTRALIAN) RATES	5/5/05 11:26:50 AM

Please be patient after clicking on the Next button. The rates will take a few minutes to build.

[Next](#) [Main Menu](#)

3. What product are you downloading these rates for? (Please select one.) Press **Next**.

What product are you downloading these rates for? (Please select one.)

- Rates for Avotus Professional  
Rates for Avotus Enterprise 3.1  
Rates for Optivity Telephony Manager
- Rates for Enterprise 4.0

[Next](#) [Main Menu](#)

- 7 Please click on the link to download your file, which includes your **Rates** and **Location Books**.
- 8 Once you have completed the download, close any occurrence of the Avotus Software, and then double-click the **Update file**, to run the update program.

### **Modify North American Site Descriptions**

1. You may enter a description of up to 30 characters for each site.

### **Change Your Password**

1. Please enter the required information and click the Save button to save your changes or click the Cancel button to keep your old password.

### **View Your Account Registration Information**

At this point you could review the information we have regarding your address and phone numbers.

Any changes to your account, please inform **Avotus** of this.